



RESEARCH CENTERS IN MINORITY INSTITUTIONS CONSORTIUM
2022 NATIONAL CONFERENCE

March 16–18, 2022 | Virtual Conference | #RCMIconf

**ABSTRACT SUBMISSION
& PRESENTATION
GUIDELINES**

All submissions are due by 11:59 PM ET on Monday, March 7, 2022.



We are soliciting abstracts for virtual presentation. Abstracts from all fields of health disparities research are encouraged. Authors must upload abstracts by 11:59 PM ET on Monday, March 7, 2022. Poster Sessions will convene at 5:30 PM–7:00 PM ET each day of the conference.

Authors will be notified by their RCMI Center leadership that their abstracts have been accepted for a 5-minute poster presentation prior to March 10, 2022. All abstracts, including those that are not selected for poster presentations, will be published in the conference proceedings and authors will be eligible to respond to the call-for-manuscripts.

Primary abstract categories and sub-categories should be selected from the categories indicated on the next page and reflect the RCMI U54 focus areas. Abstracts will be accepted via **electronic submission only**. Abstracts that do not conform to official guidelines will NOT be accepted. Abstracts will not be considered unless submitted via [the online form](#).

REGISTRATION: All presenting authors are required to register for the 2022 RCMI Consortium National Conference.

DEADLINE: All abstracts must be submitted via the online form no later than 11:59 PM ET on Monday, March 7, 2022. No corrections will be allowed beyond this deadline.

TARGET AREAS: All abstracts should represent basic science, clinical, community and population studies, education, health policy, or special technologies and methodologies.

ACKNOWLEDGMENT: All abstracts will receive notification of receipt from the 2022 RCMI Scientific Abstract Committee within one working day of submission.

SUBMISSION REQUIREMENTS: Please submit abstracts via [the online form](#).

Abstracts are categorized in broad thematic areas related to collaborations on minority health, health disparities, and health equity. Please note that the Scientific Abstract Committee may reassign categories as necessary, thus lengthening the review process. Therefore, it is important that you review the following categories before submitting your abstract to ensure optimal results.

01 Basic and Applied Minority Health and Health Disparities Research

- 01 Cancer Health Disparities
- 02 Cardiovascular and Cerebrovascular Diseases
- 03 Diabetes / Obesity / Metabolic Syndromes
- 04 Gene-Environment Interactions
- 05 HIV and AIDS
- 06 Infectious and Immunological Diseases (non-HIV)
- 07 Microbiome
- 08 Nanotechnologies
- 09 Neuroscience and Mental Health
- 10 Oral Health
- 11 Pulmonary Diseases

02 Behavioral and Social Determinants of Health

- 01 Behavioral and Mental Health
- 02 Occupational Health
- 03 Pain Management
- 04 Social Determinants of Health
- 05 Suicide
- 06 Violence and Crime

03 Capacity Building

- 01 Education and Training
- 02 Institutional Readiness
- 03 Investigator Development
- 04 Mentoring and Professional Development
- 05 Programmatic Efforts

04 Clinical and Translational Minority Health and Health Disparities Research

- 01 Clinical and Translational Science Research
- 02 Complementary and Alternative Medicine
- 03 Environmental Science
- 04 Pharmaceutical Sciences / Pharmacokinetics / Drug Discovery and Delivery
- 05 Public Health Preparedness for Natural Disasters

05 Community-Based Participatory Research

- 01 Community-Based Participatory Research Addressing Minority Health and Health Disparities

06 Data Science / Big Data

- 01 Artificial Intelligence / Machine Learning
- 02 Biomedical Informatics
- 03 Computational Biology
- 04 Electronic Health Records
- 05 Genomics
- 06 Precision Medicine
- 07 Proteomics

07 Health and Healthcare Policy Research

- 01 Health Economics
- 02 Health Policy

08 Health Related Technology Application

- 01 Health-Related Technology Application in Minority and Health Disparities
- 02 SBIR / STTR Grants and Health Disparities Research

09 Research in Special Population Sub-Groups

- 01 Aging Research
- 02 Child and Adolescent Health
- 03 Global Health
- 04 Homeless Populations
- 05 Immigrant / Migrant Populations
- 06 Incarcerated Populations
- 07 Indigenous Populations
- 08 Lesbian / Gay / Bisexual / Transgender / Questioning / Intersex (LGBTQI)
- 09 Men's Health
- 10 People with Disabilities
- 11 Rural Health
- 12 Women's Health



DOs & DON'Ts

- ✓ **Limit your abstract word count** to 300 (not including title, authors, affiliations, or mention of grant support).
- ✓ **Single space** all typing.
- ✓ **Define all abbreviations** the first time they appear in the abstract.
- ✓ **Proofread the abstract carefully** before submitting. No corrections will be allowed, and accepted abstracts will be printed in conference materials as submitted and approved by the Scientific and Review Committees.
- ✗ **Do not** use tables, charts or formulas.
- ✗ **Do not** include references or credits.
- ✗ **Do not** add space between paragraphs.
- ✗ **Do not** submit abstracts of published papers.
- ✗ **Do not** submit your abstract more than once; all subsequent submissions of the same abstract are marked automatically as duplicates and removed from the review process.

All abstracts MUST be organized using the following format:

TITLE (*uppercase*) must be a maximum of 60 characters, spaces and punctuation included.

AUTHORS (*mixed cases*) who have significantly contributed to the work should be listed. The recommended limit is 10 authors.

- The presenting author must be listed first (*uppercase letters*).
- For each author, include the first and second initials with the last name. Separate authors with a semicolon.
- Example: PB TCHOUNWOU; CG Yedjou; ET Brown; CS Rogers; RW McMurray

AFFILIATIONS (*capitalized*)

- List institution(s) where work was performed. Include author initials following affiliation.
- Example: Jackson State University (PBT, CGY, ETB, CSR); University of Mississippi Medical Center (RWM)

PURPOSE (*header in uppercase*)

- Explain the importance of the research or activity to include hypothesis, objectives, goals, and purpose.

METHODS (*header in uppercase*)

- Briefly explain the procedure and strategy used to gather the information presented.

RESULTS / EXPECTED RESULTS (*header in uppercase*)

- What did you find when you performed the analysis of the information presented? Remember, tables and charts are NOT allowed.

DISCUSSION / CONCLUSION (*header in uppercase*)

- How does the result address the purpose/hypothesis?
- How do the reported findings contribute to the knowledge in the respective field?







GRANT SUPPORT (*list only in the grant support field*)

- Authors are encouraged to acknowledge grant support for work where applicable.

Note: A policy/special technologies & methodologies abstract should contain a brief description of the problem/issue to be considered, the key factors underlying the issue, and the recommendations for moving forward.



The following items must be completed for successful submissions & presentations:

-  **REGISTER** to attend the 2022 RCMI Consortium National Conference.
-  **PREPARE YOUR ABSTRACT** according to these guidelines (remember not to exceed 300 words).
-  **SUBMIT YOUR ABSTRACT** via [the online form](#) by 11:59 PM ET on Monday, March 7, 2022.
-  **ACKNOWLEDGMENT OF RECEIPT** will come from the 2022 RCMI Scientific Abstract Committee within 24 hours of receipt. If you have not received an email receipt (remember to check your junk mail folder), please e-mail rnoel@psm.edu.
-  **ABSTRACTS** selected for poster presentations will be notified by March 10, 2022. Scheduled presentation times will be determined by the Organizing Committee.
-  **CONFIRM YOUR PARTICIPATION** as an abstract presenter by responding to the confirmation e-mail no later than March 10, 2022.

NEED *to* KNOW

Virtual Poster Presentations will occur 5:30 PM–7:00 PM ET, each day of the conference. Abstract presenters must register to attend the 2022 RCMI Consortium National Conference. Upon acceptance, each presenter will be provided with specifics on the assigned session.

PRESENTATION LENGTH: Make note that selected abstracts will be allowed a **maximum** of 5 slides for a 5-minute presentation.

SUBMIT PRE-RECORDED PRESENTATION: All poster abstract submissions will require a pre-recorded presentation (MP4 format) to be uploaded to YouTube for inclusion on the conference playlist. We recommend using Zoom (or other screensharing software) to pre-record your presentation while sharing your slides.

Presentation videos must be submitted in widescreen (16:9) MP4 format via [the online form](#) no later than 11:59 PM ET, on Sunday, March 13, 2022.



PROOFREAD EVERYTHING, including visuals and numbers.

USE KEY PHRASES about your topic. Seasoned presenters use key phrases and include only essential information. Choose only the top three or four points about your topic and make them consistently throughout the delivery.

MAKE YOUR SLIDES EASY TO FOLLOW. Put the title at the top of the slide where your audience expects to find it. Keep important information near the top. Limit the number of words on the screen. Try not to use more than three bullets per slide. Don't overload your slides with too much text_or data. The surrounding white space will make it easier to read.

LIMIT PUNCTUATION and avoid all capital letters. Punctuation can needlessly clutter the slide and the use of all caps makes statements more difficult to read and is like **SHOUTING** at your audience.





AVOID FANCY FONTS. Choose a font that is simple and easy to read. Avoid script type fonts as they are hard to read on screen. Use, at most, two different fonts – perhaps one for headings and another for content. Keep all fonts large enough (at least 24 pt and preferably 30 pt) so that people at the back of the room will be able to easily read what is on the screen.

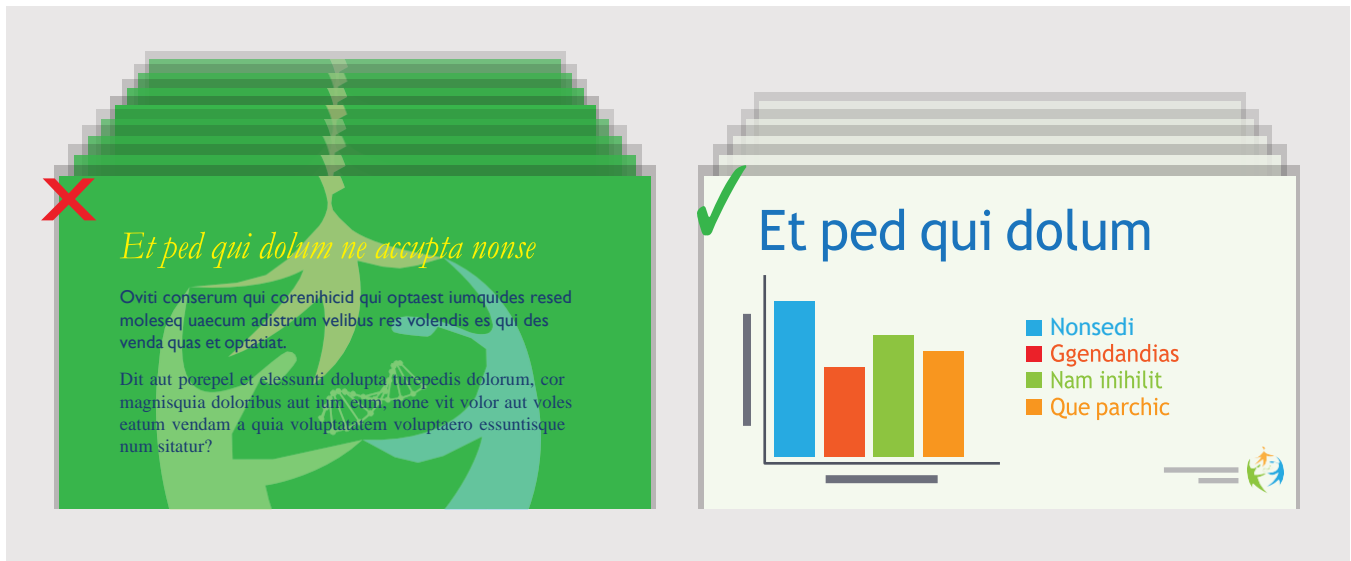
USE CONTRASTING COLORS for text and background. Avoid the use of patterned and/or textured backgrounds as they distract from the presentation and reduce the readability of text. Placing dark text on a light background is best; tone down the potential glare of a white background by using beige or another light color. Note: colors appear lighter when projected and pale colors often appear as white. A dark background with white font reduces glare. When using a dark background, be sure to make text a light color for easy reading.

The image shows two presentation slides side-by-side. The left slide is marked with a large red 'X' in the top-left corner. It has a green background with a faint, abstract pattern. The title is in a yellow, cursive font: *Et ped qui dolum ne accupta nonse*. Below it are two paragraphs of placeholder text in a small, black, sans-serif font. The right slide is marked with a large green checkmark in the top-left corner. It has a light green background. The title is in a large, blue, sans-serif font: **Et ped qui dolum**. Below the title is a small image of a blue molecular structure. To the right of the image is the title **Oviti conserum** in orange, followed by a paragraph of placeholder text in a small, black, sans-serif font. In the bottom right corner of the slide, there is a small logo of a person running on a globe.



LIMIT THE NUMBER OF SLIDES. Poster presentations will be allowed 5 slides and up to five (5) minutes for their presentation. Each presentation will be truncated at five (5) minutes prior to upload to YouTube. A more successful and engaging presentation is one that averages about one slide per minute or even one slide every two minutes.

USE PHOTOS, CHARTS AND GRAPHS. Combining photos, charts, and graphs will add variety and keep your audience interested in the presentation. Avoid having text only slides.





Please keep the following dates in mind when planning to attend and present an abstract during the 2022 RCMI Consortium National Conference:

03/07/2022 Abstract Submissions Due

Authors will be notified of receipt via the email(s) listed on the online submission form by March 8, 2022.

03/10/2022 Abstract Selection Notification

Selection for presentation and format notifications will be communicated to authors by each individual RCMI Center.

03/10/2022 Notification Responses Due

Authors notified of selection must complete the response form on this date.

03/13/2022 Pre-Recorded Presentation files Due

All files must be submitted PRIOR TO THE CONFERENCE in MP4 format no later than Sunday, March 13, 2022.

We recommend using Zoom (or other screensharing software) to pre-record your presentation while sharing your slides.

03/16/2022 Conference Begins

Pre-Conference workshops begin Wednesday, March 16, 2022.